

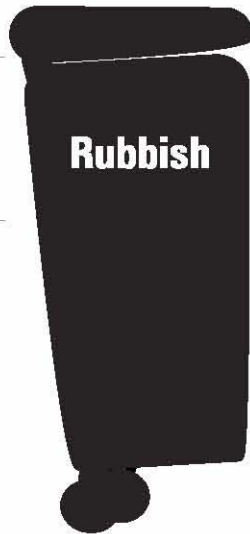
Some people have problems with their bins becoming smelly and unpleasant - here are some tips for keeping your bin clean

BLACK RUBBISH BIN


- 1 Always **wrap** up all your rubbish before putting it in the bin. You can re-use old **carrier bags** to tie up your rubbish. If your rubbish is thoroughly wrapped there should be no way for flies to get access to it.



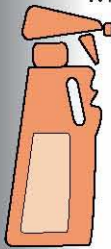
- 2 Always keep your **bin lid down**. This stops flies as well as cats, dogs, birds and foxes from getting access to your rubbish.



- 3 In summer you can help prevent meat and fish waste from smelling by **double wrapping it**.



- 4 Regularly **clean** out your wheeled bin to get rid of any residues.



You can do this yourself - use an **anti-bacterial** cleaner to kill off any germs. If you use a cleaning product like Jeyes Fluid, the smell of the cleaner will also deter flies.

- 5 Pay for someone else to clean your bin.
Gleam Clean: 07957 905 912
Clean A Bin: 01283 712 252
For further details of wheelie bin cleaners in your area check local press.


- 6 Purchase a **bin deodorant** to kill off any smells in your bin (e.g. 'Adsorbex' powder, call **01903 529 267** or visit www.adsorbex.co.uk for details).

- 7 Use a **wheelie bin liner**.

BROWN COMPOST BIN

- 1 Try **wrapping** any vegetable peelings or tea bags etc. in a sheet of **newspaper** to help absorb some of the moisture. Please note that we do not actively want newspaper in the brown bin, but can tolerate a small amount in order to keep your bin clean.

- 2 Always keep your **bin lid down**. This stops flies as well as cats, dogs, birds and foxes from getting access to your compost.



- 3 In summer large quantities of grass clippings can go soggy and smelly.

You can help prevent this by trying to **layer up** clippings with other woody types of garden rubbish.



- 4 You can purchase **compostable** sacks for putting your composting materials in. You can purchase them from the Council Offices on Civic Way, Swadlincote (call **01283 595 795** for details). Alternatively you can purchase compostable sacks from other retailers including Gardening Delights on **01543 419141** - visit their website at www.gardeningdelights.com

- 5 Purchase a **bin deodorant** to kill off any smells in your bin (e.g. 'Adsorbex' powder, call **01903 529 267** or visit www.adsorbex.co.uk for details).

- 6 Secure a **wheelie bin liner** to your bin with tape or strong clips, firmly enough to ensure that the liner does not come away with the compost waste when emptied (as normal plastic bags can't be composted).

MAGGOTS ...and how to deal with them in your bin!



WHAT are maggots?

Maggots are the larva stage of the life cycle of the common house fly. Flies are attracted to food, and can lay up to 150 eggs at a time. These eggs can hatch into maggots within 8 - 48 hours. Depending on the conditions, maggots can transform into flies after a few days, or several weeks.

WHY am I getting maggots in my bin?

You may get maggots on your household rubbish when flies have had contact with your rubbish. If flies settle on your rubbish they may lay eggs which will then hatch out into maggots.

How can I PREVENT maggots?

If flies do not get in contact with the rubbish you will not get maggots!

- 1** **Tie up** any bags of rubbish tightly - it may help to double wrap rubbish if it is difficult to tie the bags up very tightly.
- 2** Ensure the **lid** of your wheeled bin is kept closed.
- 3** Make sure you **never** leave cooked food (especially meat) **uncovered**. Flies can lay eggs on the food before it goes in the bin.
- 4** If you have lots of flies in the house try using fly paper, scented fly deterrent or 'knock down' spray.

How can I GET RID of maggots?

If maggots get into your wheeled bin, most of them should be removed when your **bin is emptied**.

Maggots and flies eggs can be **killed** by using **bleach, boiling water or disinfectants**.

Clean/wash your bin out - you can use professional bin cleaners if you don't want to clean it yourself. (See overleaf for details.)

Try using a cleaning product with a fragrance (e.g. Jeyes Fluid) which will help deter flies from your bin.



Please note: South Derbyshire District Council has no responsibility for cleaning wheeled bins

If you need further advice on South Derbyshire District Council bins please contact our Waste Management Customer Services Team: South Derbyshire District Council, Customer Services, Civic Offices, Civic Way, Swadlincote, Derbyshire, DE11 0AH
Phone: 01283 595795, email: waste.cleansing@south-derbys.gov.uk, website: www.south-derbys.gov.uk

Obtaining alternative versions of this document

If you would like this document in another language, or if you require the services of an interpreter, please contact us. This information is also available in large print, Braille or audio format upon request.

Phone: 01283 595795 email: customer.services@south-derbys.gov.uk